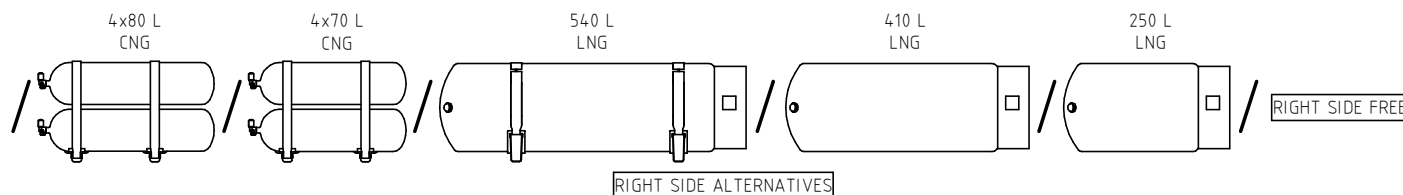


ABOVE CHASSIS ALTERNATIVES

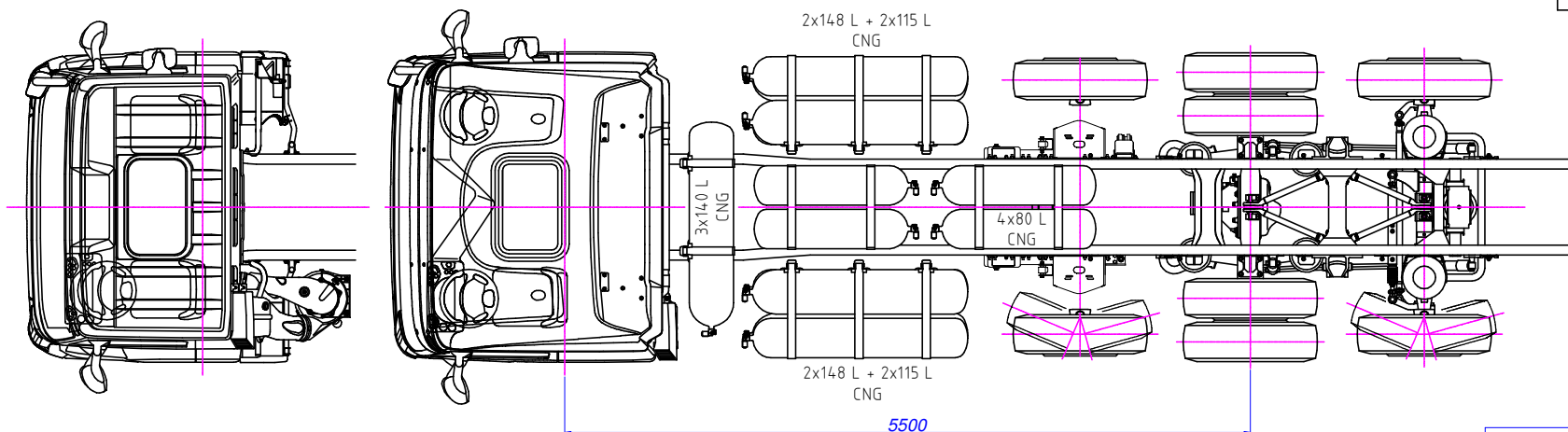
CYLINDER PACKS POSITION CAN  
CHANGE ALONG THE LONGITUDINAL  
AXIS OF THE VEHICLE

LAYOUT DRAWING REPRESENTATIVE ONLY FOR  
CNG/LNG CYLINDER PACKS CONFIGURATIONS  
FOR ALL OTHER MEASURES REFER TO THE  
LAYOUT DRAWING OF THE DIESEL VERSION,  
WITH EQUAL WHEELBASE AND CAB TYPE

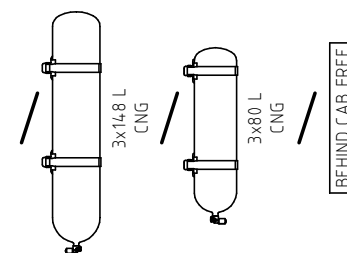
POSITION OF THE CNG CYLINDER PACKS  
VALVES CAN BE INVERTED WITH  
RESPECT TO THE REPRESENTED



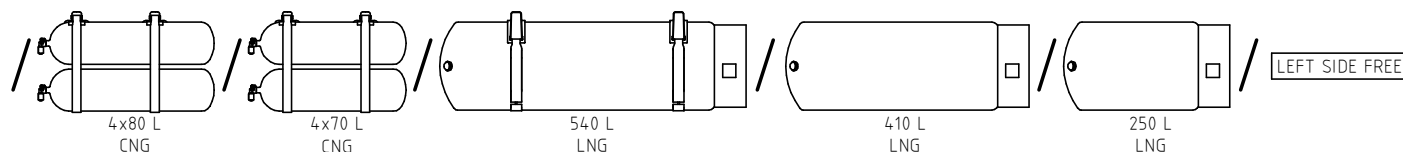
RIGHT SIDE ALTERNATIVES



BEHIND CAB ALTERNATIVES



LEFT SIDE ALTERNATIVES



Varianti/variants	Versioni/versions
ICC	G3LB????????????????
ICC	G9LB????????????????

Tightening tolerance 1004	ISO 2768 - ---- Tolerancing ISO 8015	Author MARTINI F.	Date 28/01/2019	Scale 1:20
<p>VECO STRALIS AD/AT/AS 260 YPS EURO 6 CNG/LNG CONF. 1+3 - WB 5500 MM - TYPE: ST 2Y3C</p>				
Code 55.01.03.0134	Drawing 55.01.03.0134	Sheet 1/1	Format A1	